

COMBINATION SENSOR

COM-IN-50HF



Application

This combination sensor consists of 4-stacked photoelectric beams and 24.1GHz microwave which reinforces the range and stability in severe weather conditions.

TWO FREQUENCIES (H) and (L) SELECTION

Two models are available with different microwave frequencies, COM-IN-50HF (H) and COM-IN-50HF (L).

INTELLIGENT FUNCTIONS

- * Four frequencies selection
Four channel frequency is selectable to avoid crosstalk between sensors which are stacked, in-line, or other configurations which have the potential of spillover transmission from one beam to another.
- * Environmental output selector
The environmental signal is initiated when the beam reception level is reduced below an acceptable level by poor weather conditions (dense fog or torrential rain etc.).
- * Alarm memory
Alarm memory LED indicates which sensor issues an alarm when two or more sensors are placed on a zone.

FEATURES OF MICROWAVE SENSOR

- * High immunity against hazardous weather such as heavy fog, snowfall or rain.
- * Monitor jack output
- * Easy alignment

FEATURES OF PHOTOELECTRIC BEAM SENSOR

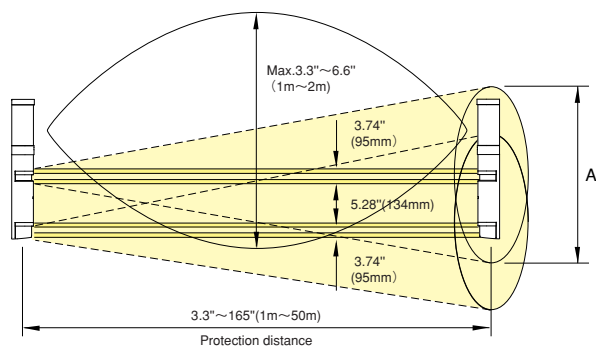
- * 4 synchronized high power infrared beams.
- * Sensitivity attenuation LED
Lights when beam level is attenuated, which shows low sensitivity.
- * Monitor jack output
- * Protection against frost/dew
As a special hood is attached on sensor cover, beam protection continues without interruption even when the cover is screened by frost or dew.

OTHER FEATURES0

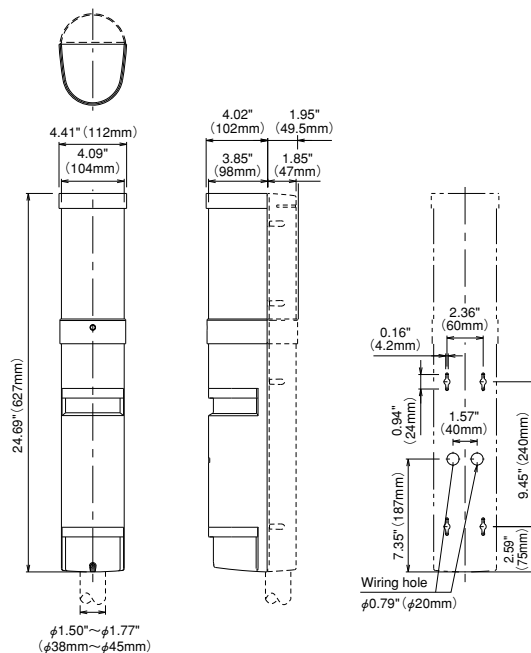
- * Automatic gain control (AGC) circuit
- * Alarm output mode "AND" or "OR" are selectable with a switch.
- * Microwave antennae and PE beam lenses adjustable (horizontally $\pm 90^\circ$, vertically $\pm 10^\circ$.)
- * Tamper output
- * Pole or wall mount
- * Optional accessories

COMBINATION SENSOR

COVERAGE

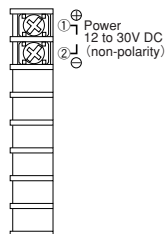


EXTERNAL DIMENSIONS (Unit : inch(mm))

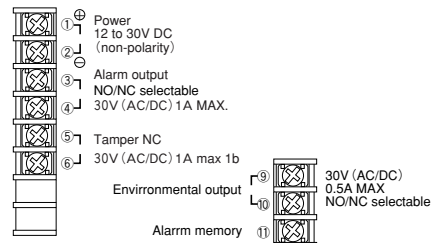


TERMINAL ARRANGEMENT

<Transmitter>



<Receiver>



OPTIONAL

- Pole cover BP-50 COM



SPECIFICATIONS

| Type | Combination sensor | |
|-----------------------|---|--------------|
| Model | COM-IN-50HF | |
| Protection distance | 3.3ft. (1m) to 165ft. (50m) | |
| Max. arrival distance | Photoelectric beam : 1500ft. (500m) (tenfold margin distance) Microwave : approx. 330ft. (100m) | |
| Infrared beam | LED (pulsed beam by LED) Double modulation | |
| Microwave | (L) 24.11GHz | (H) 24.17GHz |
| Detection system | Photoelectric beam and microwave | |
| Response time | Photoelectric beam sensor : 50msec. to 700msec. (Variable at pot) Microwave : 40msec. to 300msec. (Variable at pot) | |
| Alarm signal | Dry contact relay output 1C Contact action : Interruption time + delay time (approx. 2sec.) Contact capacity : 30V (AC/DC) 1A | |
| Environmental signal | Dry contact relay output NO or NC Contact capacity : 30V (AC/DC) 0.5A | |
| Supply voltage | 12 to 30V DC | |
| Power consumption | 165mA or less at protection ● Transmitter : 65mA ● Receiver : 100mA 200mA or less while beam alignment ● Transmitter : 65mA ● Receiver : 135mA | |
| Tamper signal | Dry contact output 1b (N/C) Contact capacity : 30V (AC/DC) 0.1A | |
| Functions | Alignment tone switch, Attenuation LED, Monitor jack, Alarm memory indication, Modulation frequency selectable (4stage), Environmental check, Automatic gain control (AGC) circuit, Frost protection cover, Alarm output selectable (AND/OR) | |
| Weight | Transmitter 1850g Receiver 2000g | |
| Appearance | PC resin (Wine red) | |

※ The specifications are subject to change without notice.

Please Note : This sensor is designed to detect intrusion and to initiate an alarm; it is not a burglary or a crime preventing device. TAKEX is not responsible for damage, injury or losses caused by accident, theft, Acts of God (including inductive surge by lighting), abuse, misuse, abnormal usage, faulty installation or improper maintenance.